

# ST STAR AWARDS 2020: COME VOTARE ETN

Everything StudyTravel in  
one place!

Agent & Educator market  
for 27 years!

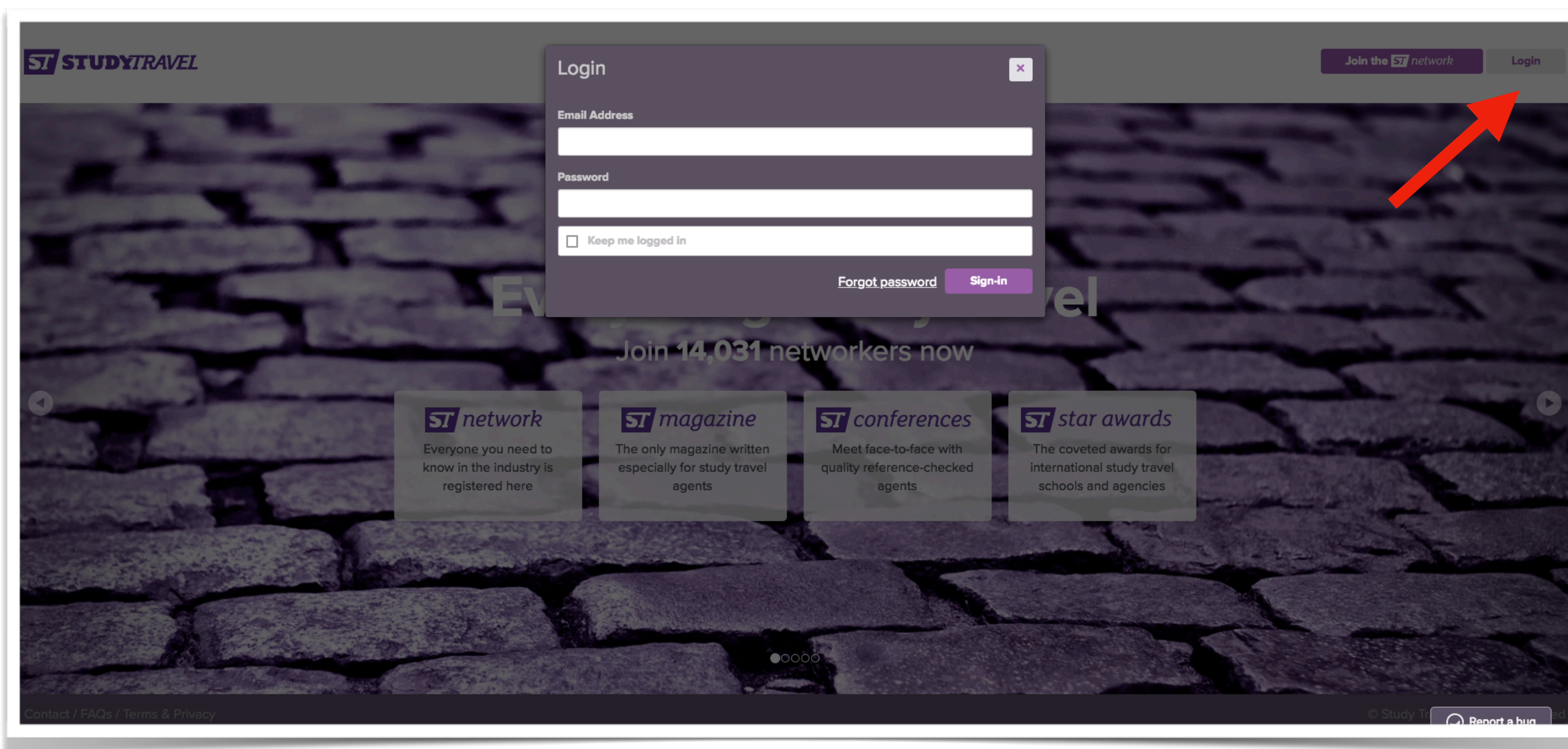
agents

international study travel  
schools and agencies





# STEP 1



Accedere al sito  
[www.studytravel.network](http://www.studytravel.network)  
cliccando su login e  
inserendo il proprio  
username e la propria  
password





## STEP 2

A screenshot of the ETN website's "Star Awards" page. On the left is a dark grey sidebar menu with various links. A red arrow points from the top of the sidebar to the "star awards" link. The main content area has a light blue header with "Star Awards" and a "Past Winners" tab. Below this is a large banner for "VOTING OPEN" with a star logo and the text "CLICK HERE TO VOTE". A red arrow points from the banner to the text. Below the banner, there's a section titled "The ST Star Awards are back in 2020" and another section titled "How do they work?" with a bulleted list of voting rules. The footer contains contact and privacy links.

**Star Awards**

Past Winners

**VOTING OPEN**  
4<sup>TH</sup> FEBRUARY - 24<sup>TH</sup> APRIL 2020  
**CLICK HERE TO VOTE**

The ST Star Awards are back in 2020 – may the votes be with you!

The ST Star Awards, now in their 15th year, celebrate outstanding education provision and service, within the study travel industry.

**Voting is now open and will close on 24 April 2020.**

The winner of each category will be revealed at a glamorous awards ceremony, held on Saturday 5th September 2020, the second evening of [ST Alphe UK](#). This year we have an exciting new theme – Star Wars!

**How do they work?**

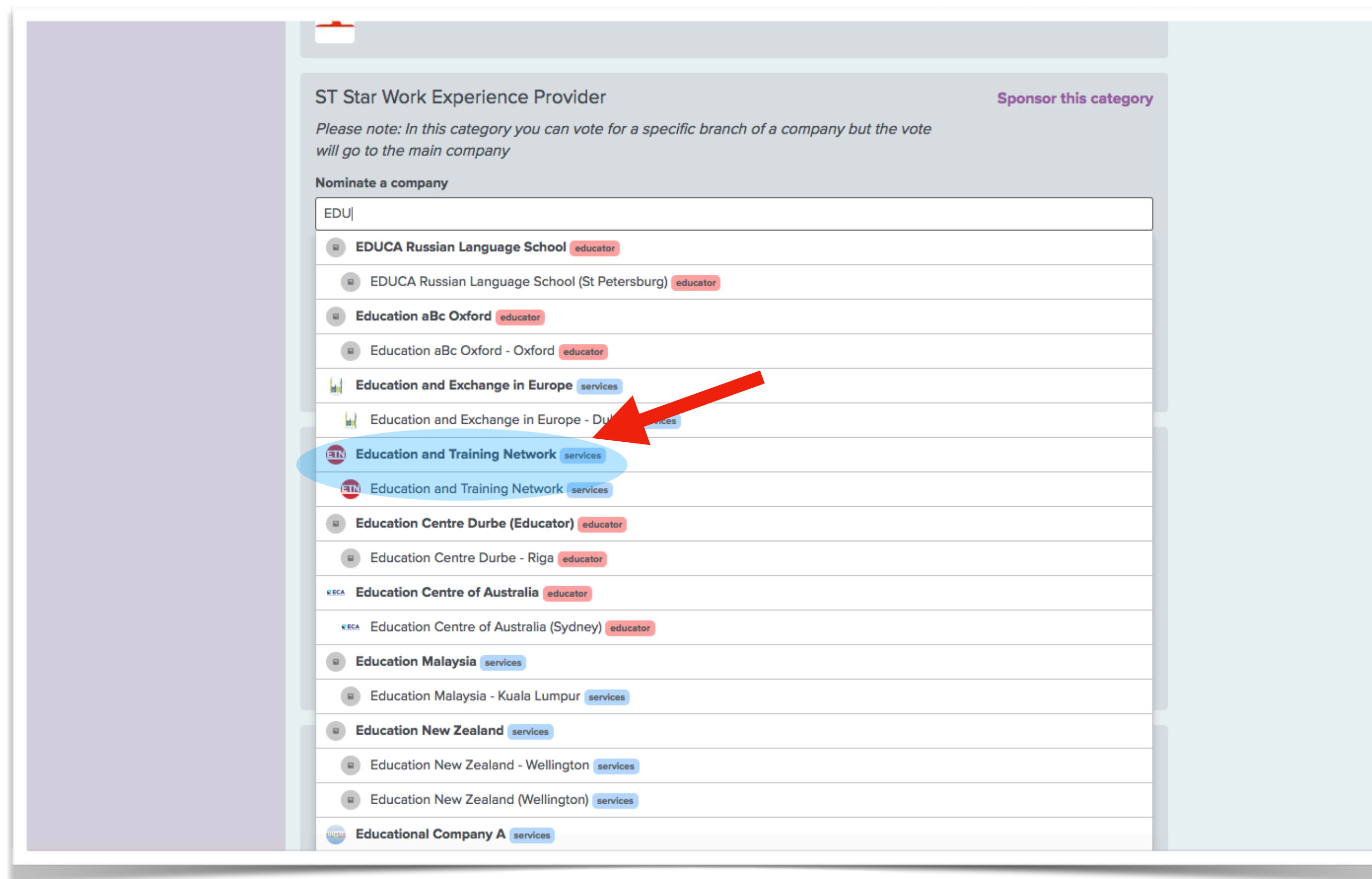
- Educator and educator associations can vote for agents, agent associations and service providers.
- Agents and agent associations can vote for educators, educator associations and service providers.
- Service Providers can vote for anyone (they cannot vote for themselves).

ST network  
ST meeting manager  
ST magazine  
ST award conferences  
ST star awards  
Awards  
Vote  
How to get nominated  
Sponsorship  
Super Stars  
FAQ  
ST secondary school awards  
ST associations  
Live Support  
Franca Bianchi  
Link to company  
Contact / FAQs / Terms & Privacy

Cliccare nel menu a sinistra  
“star awards”, e subito dopo  
sul banner “**CLICK HERE TO  
VOTE**”



## STEP 3



**Scorrere la pagina fino alla categoria “ST Star Work Experience Provider”.**  
**Cercare nel menu a tendina “Education and Training Network” e selezionare la voce.**



## STEP 4

A screenshot of a web-based voting interface. At the top, a grey banner contains the text: "Please note the following organisation(s) can no longer receive votes in this category owing to their Superstar status:". Below this, there is a logo for "BELTA association". The main area of the form has a light blue background. It features a label "How many submissions" followed by a dropdown menu currently showing the number "5". A red arrow points from above to the dropdown menu. To the right of the dropdown is a purple button with the text "Submit your voting form". A second red arrow points from the right towards this button. The entire form is enclosed in a white border.

**Cliccare su “Submit your voting form” per completare la procedura di votazione.**

### **MOLTO IMPORTANTE!**

**Lasciare il n.5 nel campo “How many submission”.**

**In questo modo ci darete 5 voti.**



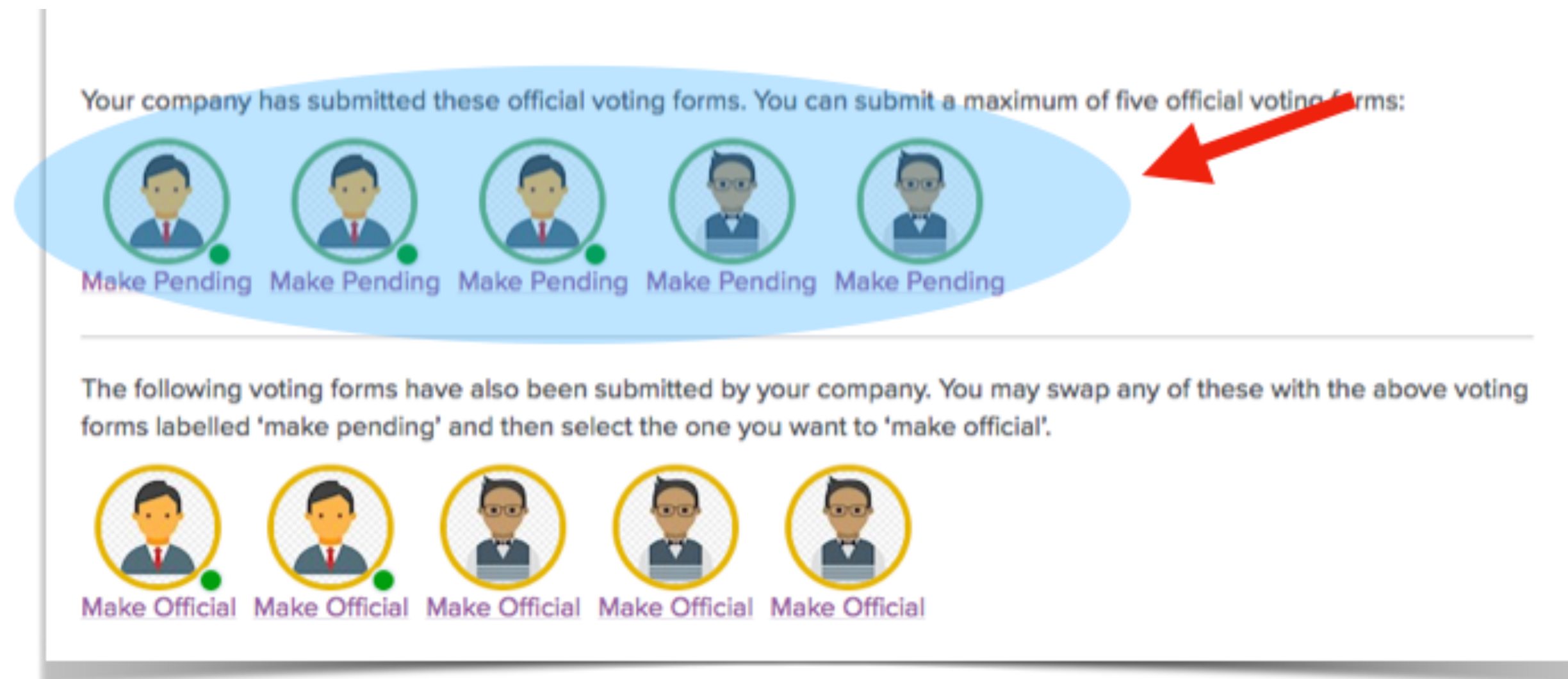
Your company has submitted these official voting forms. You can submit a maximum of five official voting forms:



**Una volta terminata la procedura di votazione visualizzerete per 5 volte l'immagine del vostro profilo cerchiata in verde. Questo significa che avete correttamente espresso i vostri 5 voti.**

**GRAZIE DI  
AVERCI VOTATO!**





**P.S.**  
**Se qualcuno dalla vostra organizzazione ha già votato troverete anche la sua immagine del profilo nella schermata delle votazioni.**

**In ogni caso saranno validi i 5 voti che si trovano cerchiati di verde (indicati dalla freccia nell'immagine).**